



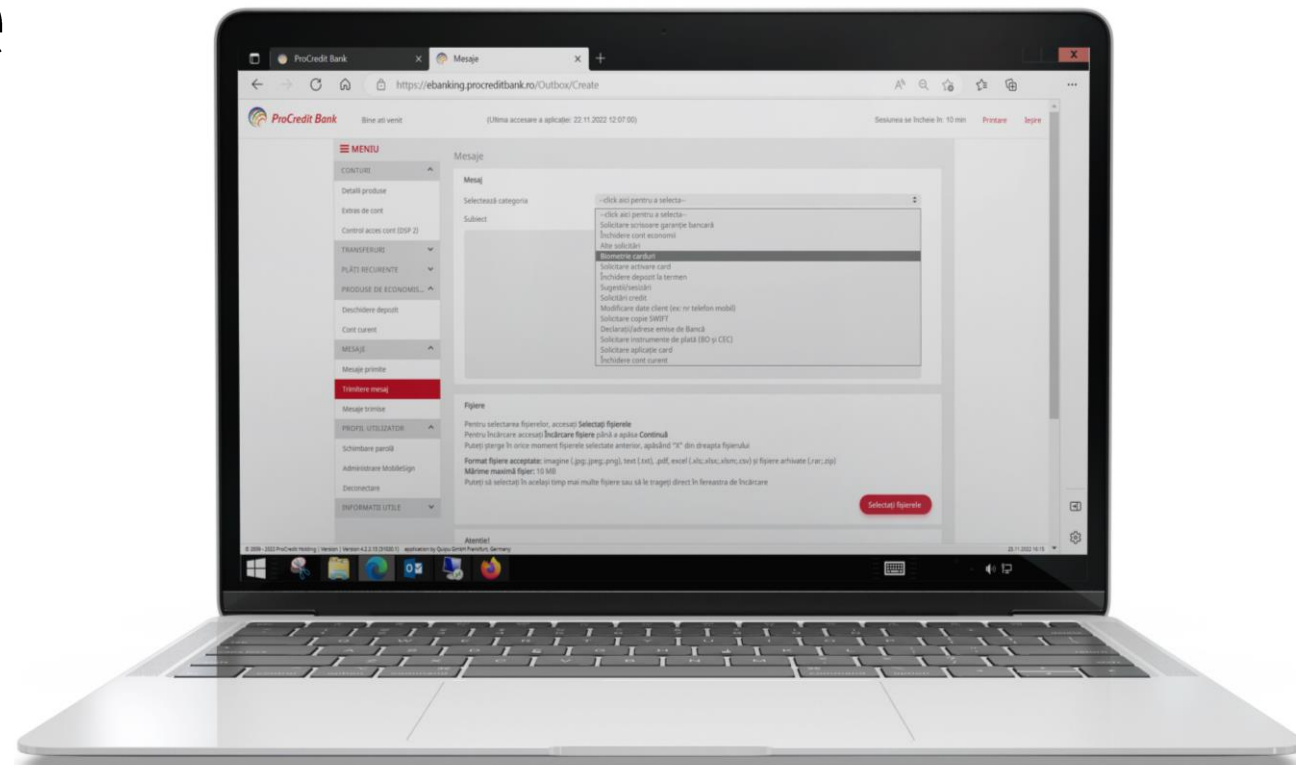
Approval of online payments with a ProCredit Bank card



Biometric approval via MobileSign app

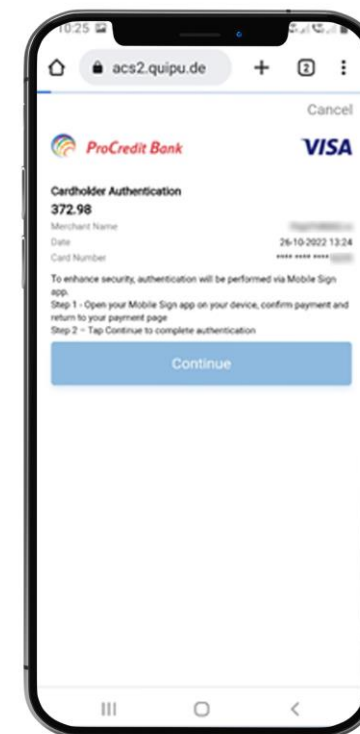
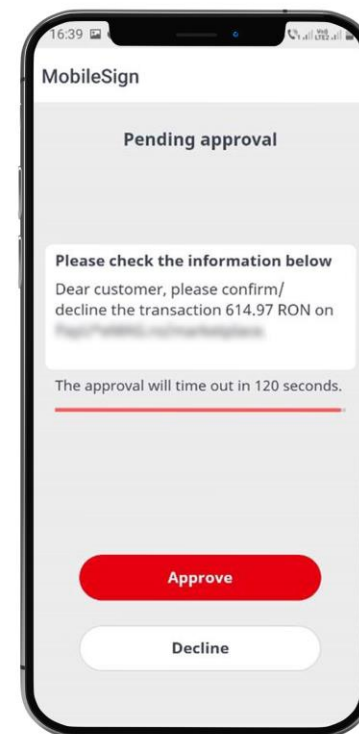
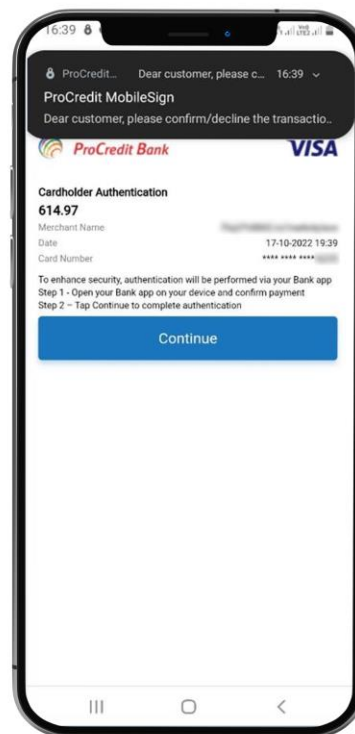
Activating the service

1. Request from ProB@nking Plus to activate the biometrics option for online card transactions
 2. Once you receive a message in ProB@nking Plus that it is activated, you can use it immediately
- ✓ You must have your phone set to biometrics (facial recognition/password)
 - ✓ You must have the MobileSign app installed, synced with ProB@nking Plus/Mobile Banking and biometrics settings on



Steps for using it

1. When making your online transaction (for amounts over 25 EUR), follow the steps described in the page - you will have the biometric approval option from MobileSign, instead of entering the static and dynamic passwords from 3D Secure.
2. You must return to the payment page to complete the transaction.





Approval with *SMS* and password

Steps for using it

1. On the payment page of the website enter the requested data and click on the button for payment confirmation.
2. Enter the static password, that consists of the last 6 digits of the cardholder's CNP (Personal Identification Number).
3. Enter the password you received via SMS in the newly opened window.

If you have not entered your password within the given time, you can request a new password by clicking on the "Resend dynamic password" button.

